



Stamberger Sinu-Foam[®] Dissolvable Sinus Dressing



Dissolvable Stamberger
Sinu-Foam



High Viscosity Sinu-Foam

CMC: A Carboxymethylcellulose Dressing That...

Provides Patient Postoperative Benefits

- Prevents adhesions within the nasal cavities
- Controls minor bleeding and minimizes edema
- Eliminates the need for painful post-op removal of packing

Facilitates Surgical Procedures

- Viscous foam conforms to nasal cavities while providing a moist physical barrier
- CMC remains in place and progressively dissolves with normal outflow
- Remaining foam is easily debrided using gentle suction

Catalog No.	Nasal/Sinus Solutions	Units/Box
RR 650	Stamberger Sinu-Foam Sinus Dressing	2

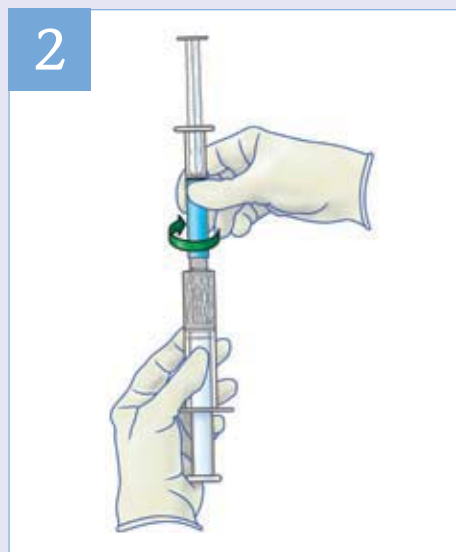


Sinu-Foam Kit Components

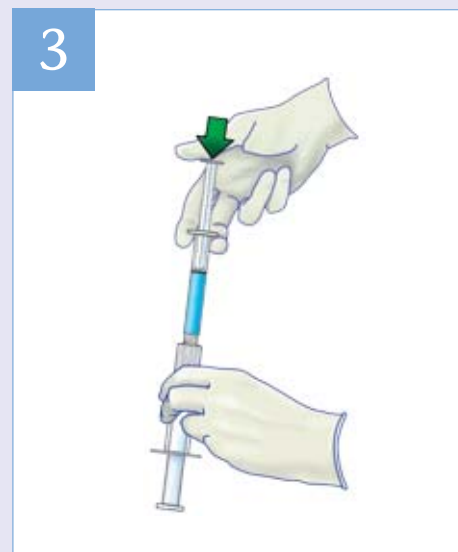
Stammerberger Mixing Steps



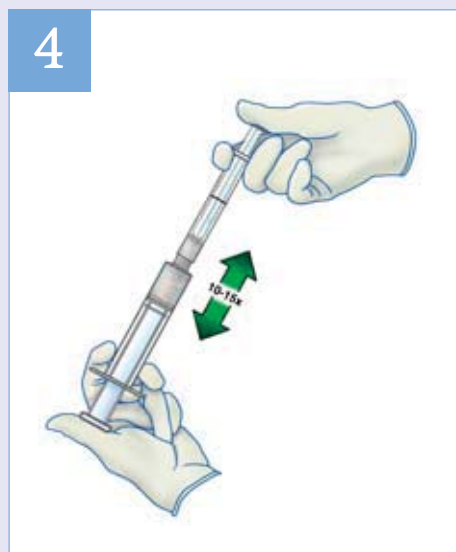
1 Draw sterile water or Lactated Ringers solution up to the black line (~8ml) of the small syringe.



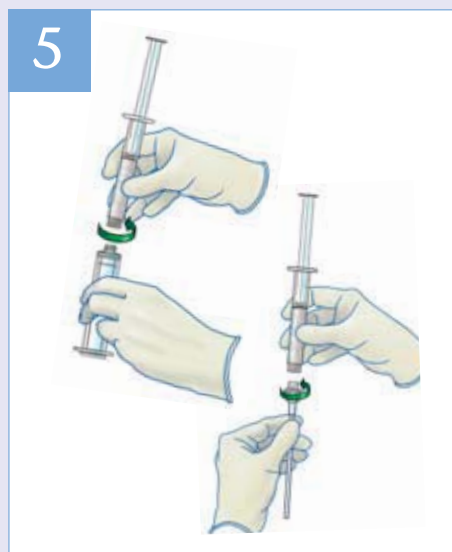
2 Screw and connect the two syringes together.



3 With the solution vertically on top, press the small syringe plunger so that all the solution wets the fiber in the large syringe.



4 Mix the foam between the two syringes 10-15 times. **CRITICAL: During each pass, all the foam should move from one syringe to the other.** Finish mixing the foam in the smaller syringe.



5 Unscrew and disconnect the two syringes from each other. Screw and connect the delivery cannula to the small syringe.



ArthroCare ENT
680 Vaqueros Avenue
Sunnyvale, CA 94085-3523
main phone 408-736-0224
order entry **800-797-6520**
order entry fax 888-994-2782
www.arthrocareENT.com

ArthroCare Europe AB
Baggensgatan 25
111 31 Stockholm
Sweden
phone +46 8 546 172 00
fax +46 8 546 172 39
info@arthrocare.se

CAUTION: Federal (USA) law restricts this device to sale by or on the order of a physician.

© 2009 ArthroCare Corporation. ArthroCare, Sinu-Foam and Sinu-Knit are trademarks and/or registered trademarks of ArthroCare Corporation.

P/N 25805 Rev B